

Wujal Wujal

Wujal Wujal is on the eastern coast of Cape York, approximately 1731 kilometres north of Cairns and 70 kilometres south of Cooktown. The community recorded an estimated resident population of about 340 people at 30 June 2007. Wujal Wujal recorded an average annual population decrease from 2002 to 2007 of 1.0 per cent.

The community is made up of mostly KuKu Yalanji people with approximately 30 traditional owner clan groups. The main languages are Kuku Yalanji, Kuku Nyungul and Jalunji. Approximately 500 speakers of the contemporary Yalanji language remain today.

Services to the community

Community services in Wujal Wujal include a health clinic, a police station, a women's centre, a Home and Community Care centre, a community justice group, a magistrates' court, child safety services and support, a kindergarten, a life promotions office, youth and employment services, a Sports and Recreation Officer and an Indigenous Knowledge Centre. Children are transported to Bloomfield for primary school.

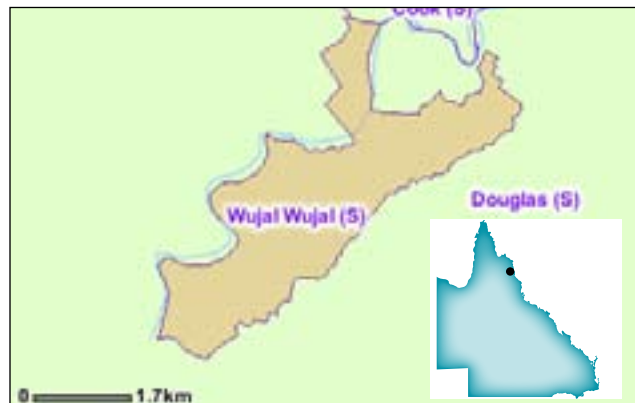
The Queensland Government also provides funding support for children activities services, vacation care and community history projects. There are two police officer positions in Wujal Wujal.

An Alcohol Management Plan commenced in Wujal Wujal on 3 October 2003 (see Table 1).

The Government Champion for Wujal Wujal is Andrew Henderson, Assistant Commissioner, Queensland Police Service.

Key initiatives

Wujal Wujal has revitalised its Men's group, including the election of a committee. The Men's Space Service that has been funded through the Alcohol Reform initiatives will coordinate and operate projects and programs that help men in the community to live sober. The project will promote activities and programs that encourage men to address the issues that cause problem drinking, and to build the skills and personal qualities that they need to lead a sober life, including:



- ◆ Boredom and lack of work
- ◆ Diversion from alcohol and substance consumption and misuse
- ◆ Relationship problems and
- ◆ Loss of connection with traditional culture and roles.

The Women's group within Wujal Wujal will also be providing Women's Support Services that will coordinate (and run) projects and programs that help women to reduce alcohol abuse and associated harms in their communities. The Women's Support Services will also promote activities and programs that encourage women to address the issues that cause problem drinking, and to build the skills and personal qualities that they need to lead a sober life.

Service agreements are being negotiated by The Department of Education, Training and the Arts, for non-school providers of pre-prep schooling in Wujal Wujal.

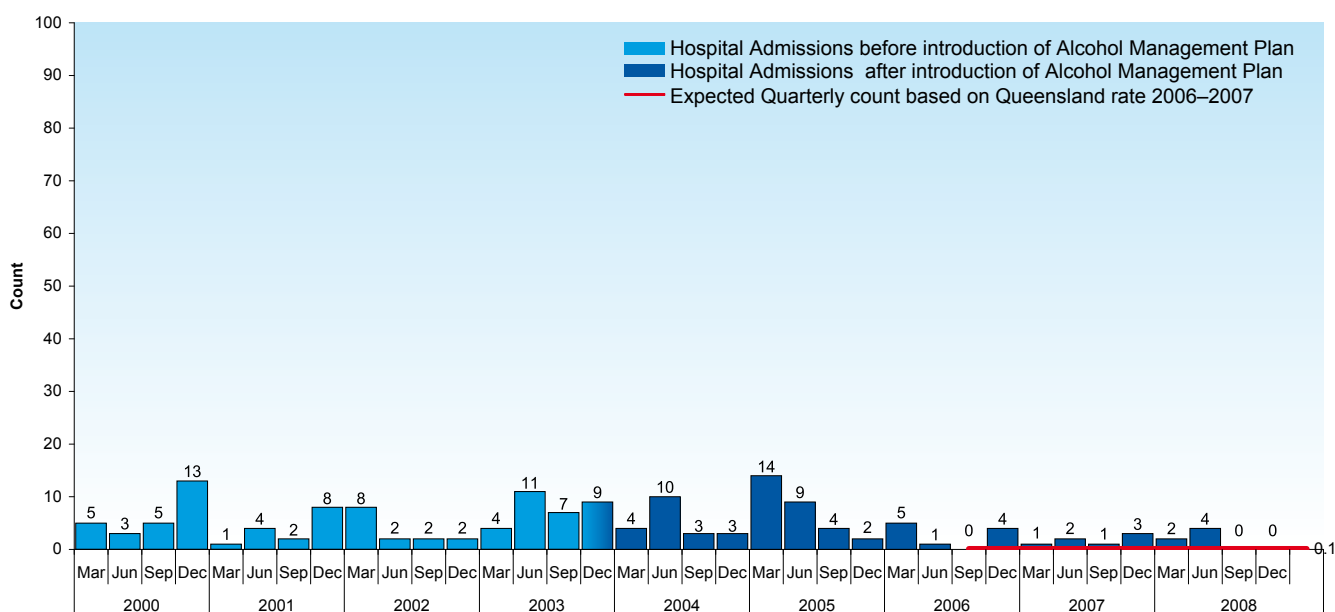
In November 2008, the Queensland Government announced that there will be no change to the existing carriage limit for Wujal Wujal at this time. The zero carriage limit will continue in Wujal Wujal Shire. Home-brew is automatically banned in all zero carriage limit communities. The package of additional services to support alcohol reform in Wujal Wujal includes health treatment (drug and alcohol) and diversionary services.

Hospital Admissions for Assault

There were no hospitalisations for assault reported in the September or December quarter 2008 for people from Wujal Wujal. There was an average of 1.5 hospitalisations for assault

reported per quarter for people from Wujal Wujal over the 12 months to 31 December 2008. This compares with an expected count of 0.1 per quarter (estimated by applying the 2006-07 Queensland rate to the population count of Wujal Wujal in 2007).

Figure 60: Quarterly number of hospital admissions for assault, March quarter 2000 to December quarter 2008, Wujal Wujal (a)



(a) These data are limited due to a range of factors. They must be read with reference to the notes at the end of this report. Source: Queensland Health, unpublished data

Persons Convicted (breaches of section 168B of the *Liquor Act 1992*)

Since the introduction of the Alcohol Management Plan, there has been a total of 102 persons convicted of 160 breaches of alcohol carriage restrictions in Wujal Wujal. In contrast to the September quarter, where 10 persons were convicted, no persons were convicted in the December quarter 2008 (individuals convicted are not necessarily residents of the community).

Figure 61: Number of persons convicted for alcohol carriage offences, March quarter 2007 to December quarter 2008, Wujal Wujal.



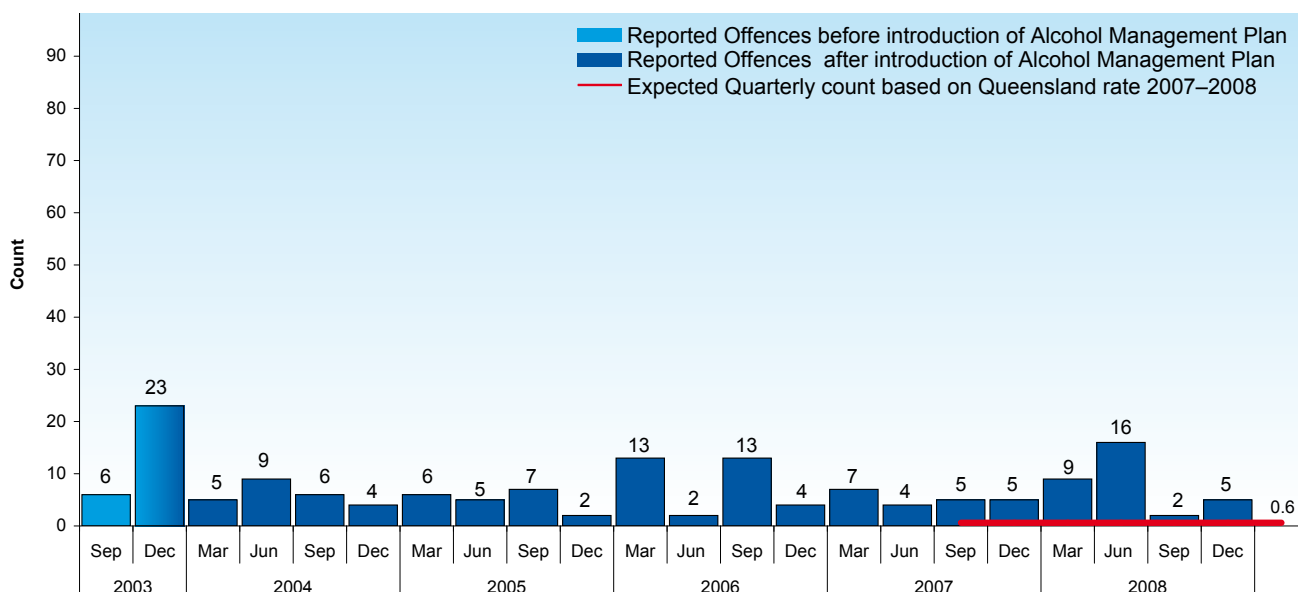
Source: Department of Justice and Attorney-General unpublished data. These data are limited by a range of factors. They must be read with reference to the notes at the end of this report.

Reported Offences Against the Person

The number of reported offences against the person in Wujal Wujal for the June 2008 quarter (16) was relatively high compared with quarterly counts from 2007. Subsequent quarters were low, with two reported offences in the September quarter 2008 and five in the

December quarter 2008. There was an average of 8.0 offences against the person reported per quarter in Wujal Wujal over the four quarters to 31 December 2008. This compares with an expected count of 0.6 per quarter (estimated by applying the 2007-08 Queensland rate to the population count of Wujal Wujal in 2007).

Figure 62: Quarterly number of reported offences against the person, September quarter 2003 to December quarter 2008, Wujal Wujal



(a) These data are limited due to a range of factors. They must be read with reference to the notes at the end of this report.
 (b) Data for Hope Vale, Mapoon, Napranum and Wujal Wujal only available from September quarter 2003.
 Source: Queensland Police Service, unpublished data

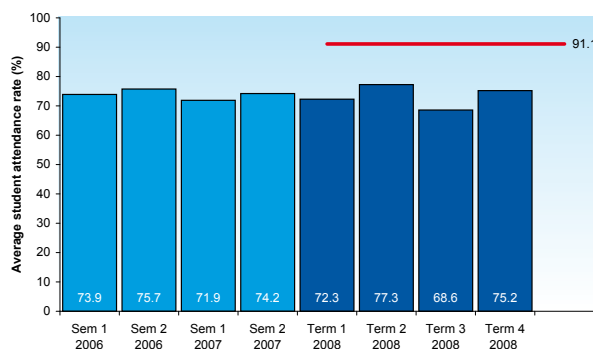
Child Safety

In the December quarter 2008 no Wujal Wujal child was subject to a substantiated notification of harm or admitted to a finalised child protection order.

School Attendance

In term four 2008, the average student attendance rate at Bloomfield River State School, Wujal Wujal was 75.2 per cent. This represented an increase on the lowest rate recorded in term three (68.6 per cent) and was similar to the highest rate of 77.3 per cent recorded in term two.

Figure 63: Average student attendance rate, preparatory to year 7, semester 1 2006 to term 4 2008, Bloomfield River State School (a)



(a) These data are limited and must be read with reference to the notes at the end of this report. Source: Queensland Department of Education, Training and the Arts, unpublished data